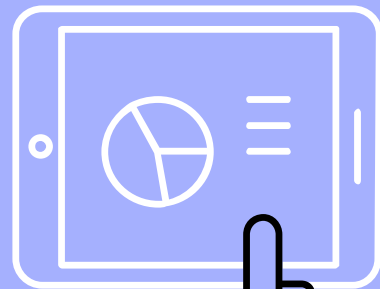
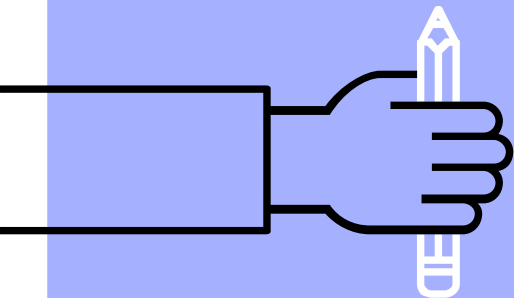
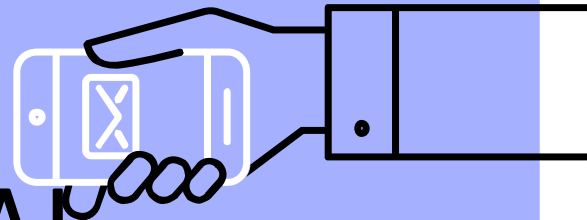
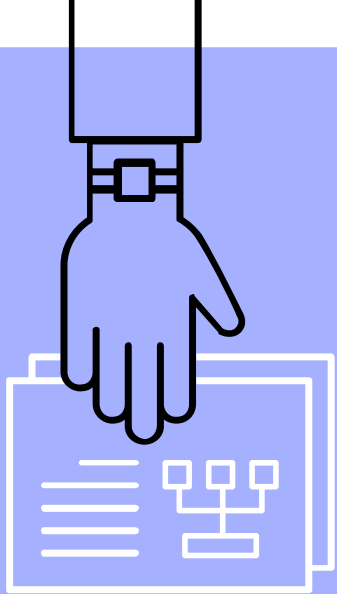


SHORE REGIONAL HS DISTRICT BUDGET 2022-2023

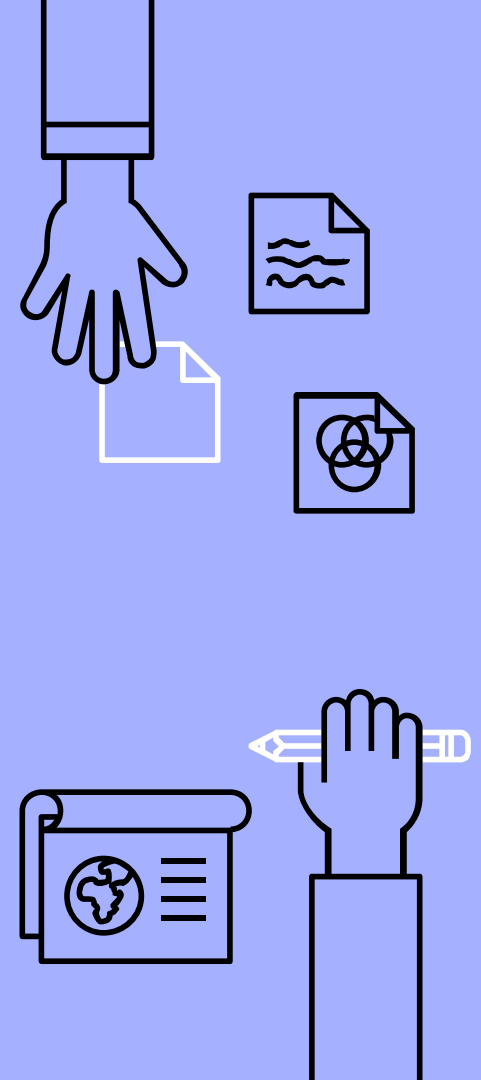




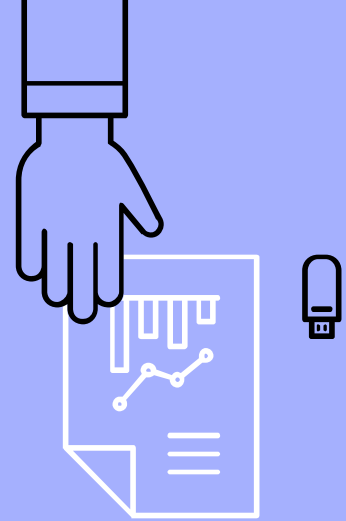
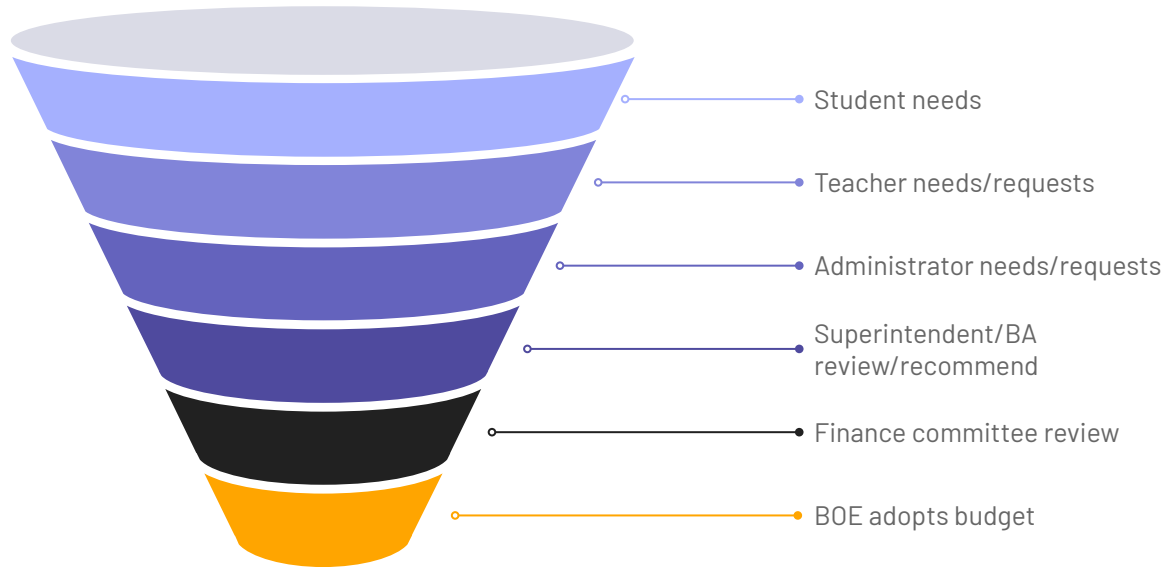
What is a budget?

The budget is the financial reflection of the educational plan for the district.

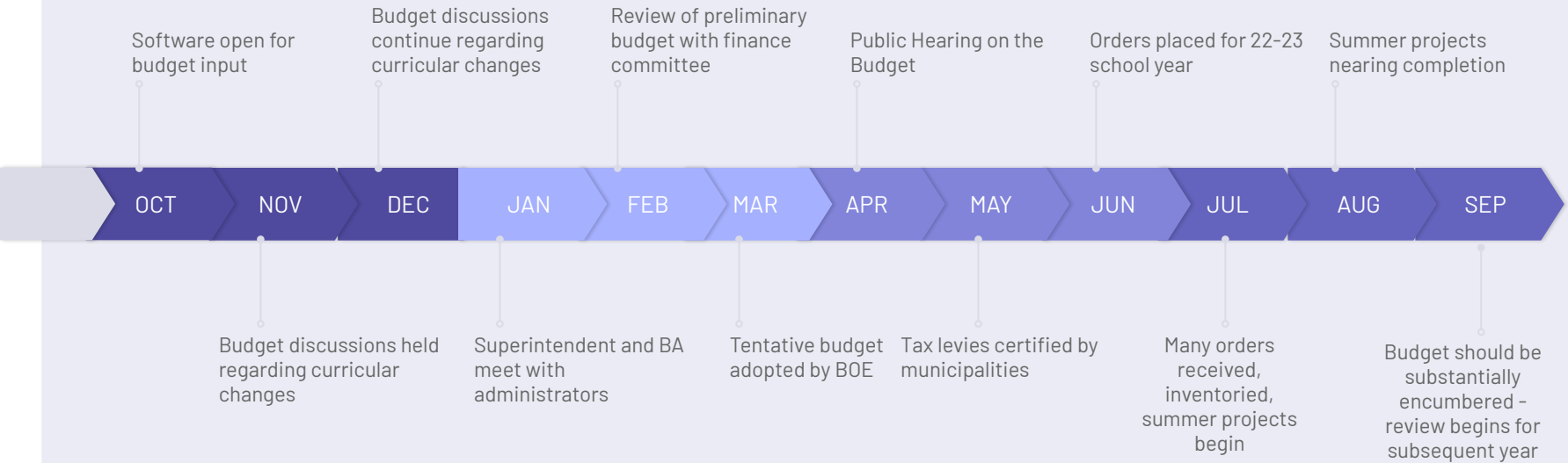
The budget shall be designed to carry out a plan in a thorough and efficient manner and to maintain the facilities and honor the obligations of the district.



Budget process



Budget Timeline



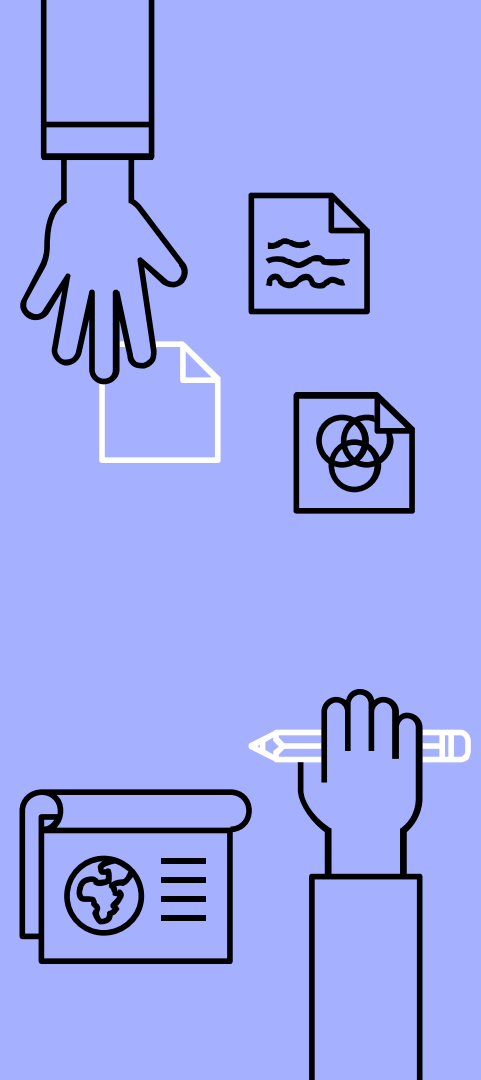
Budget Highlights

Initiatives

- ▶ Curricula revisions in science, social studies, business, VPA, health & PE
- ▶ Classrooms resources to support new science & math progressions in Algebra II & Chemistry
- ▶ Single sign-on initiative to access school-sponsored resources

Projects

- ▶ Year 2 of roof restoration
- ▶ Auditorium sound system replacement
- ▶ Upgrade fiber & MDF cabling
- ▶ Upgrade virtual servers
- ▶ Update PA system/clocks
- ▶ Parking lot reconfiguration



General Fund Budget

	2021-2022	2022-2023	% Change
Revenues			
Tax Levy	\$ 16,838,066	\$ 17,304,225	2.77%
State Aid	1,036,798	1,090,936	5.22%
Transportation Fees	619,000	751,500	21.41%
Tuition	402,613	432,898	7.52%
Surplus	445,677	344,691	-22.66%
Capital Reserve	221,813	-	-100.00%
Miscellaneous	217,900	132,200	-39.33%
Total Revenues	\$ 19,781,867	\$ 20,056,450	1.39%
Expenditures			
Salaries & benefits	\$ 11,563,286	\$ 11,950,737	3.35%
Contracted services (300-500)	6,285,076	6,179,291	-1.68%
Supplies	1,188,436	1,071,263	-9.86%
Equipment	16,000	90,850	467.81%
Other (Dues, admission fees, etc)	236,469	249,209	5.39%
Transfers	80,100	80,100	0.00%
Capital projects	412,500	435,000	5.45%
Total Expenditures	\$ 19,781,867	\$ 20,056,450	1.39%



TAX LEVY IMPACT

Municipality	Estimated Equalized Valuation	General Fund School Tax	Debt Service Tax Levy	Total School Levy	School Tax Rate	Average Residential Property Value	Average School Taxes	Estimated increase (decrease)	Per 100k
2022 Estimated									
Monmouth Beach Borough	\$1,830,308,815	\$5,034,191	\$178,319	\$5,212,510	0.2848	\$787,490	\$2,243	-\$103	-\$13
Oceanport Borough	1,524,091,106	4,180,584	148,083	\$4,328,666	0.2840	589,604	\$1,674	-\$52	-\$9
Sea Bright Borough	987,726,274	2,493,840	88,336	\$2,582,176	0.2614	673,242	\$1,760	-\$203	-\$32
West Long Branch Borough	1,710,333,232	<u>5,595,610</u>	<u>198,205</u>	<u>\$5,793,815</u>	0.3388	548,369	\$1,858	\$225	\$46
	\$6,052,459,427	<u>\$17,304,225</u>	<u>\$612,942</u>	<u>\$17,917,167</u>					

Questions?

